


QR Codes Basics


Activity 1: What is a QR Code?



Hi! I'm Belle. Today, we'll be joining Carl as he learns about QR codes.



Carl recently noticed these square patterns showing up everywhere, and he's curious about what they do. Have you noticed them? These square patterns are called QR codes and they are everywhere.



You might see them at a restaurant, so you can view the menu or pay for your meal.



On a billboard, or in a magazine, so you can learn more about the advertised product.



At public transit stations, to find your bus or purchase a ticket.




A colleague may use a QR code to share their contact information.



A friend may share a QR code you can use to attend an event or to pay them back.



Or you may receive a QR code in an email or text message.



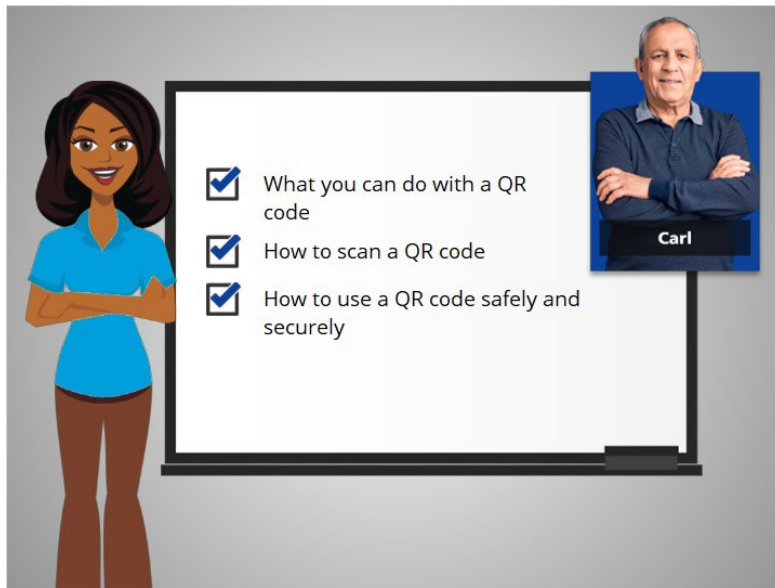
A QR code is like a barcode. Just like you would scan a barcode for information like a price check or to check out of a store,



you scan the QR code. The difference here is that you use your smartphone or tablet to scan, using the built-in camera app.



Just like you click on a link on a webpage to connect to a website, movie, or music video, the information in the QR code is read by your device, and connects you to a resource on the Internet, like a website with a food menu, or an application to make a payment, and more.



Carl is excited to learn more about QR codes. In the remainder of this course, we'll discuss what you can do with a QR code, how to scan a QR code, and how to use QR codes safely and securely. Join us in the next lesson to learn about all the useful things you can do with QR codes.