



QR Codes Basics


Activity 2: What You Can Do with a QR Code




In our last activity, Carl learned that QR codes allow him to connect to websites, apps, and other types of online content using his mobile device. Let's follow Carl through his day, where he's able to use QR codes for many different things.



Carl went to his favorite diner for breakfast and noticed something new - instead of paper menus, there was a small sign with a QR code. "You need to scan that to see the menu," the waiter said.



Later in the morning, he went to a doctor's appointment. Instead of waiting in line, Carl scanned a QR code to check in for his appointment.




At the coffee shop, Carl spots a sign: "Free Wi-Fi" with a QR code. No more typing in long passwords - one quick scan connects his phone to the coffee shop Wi-Fi.



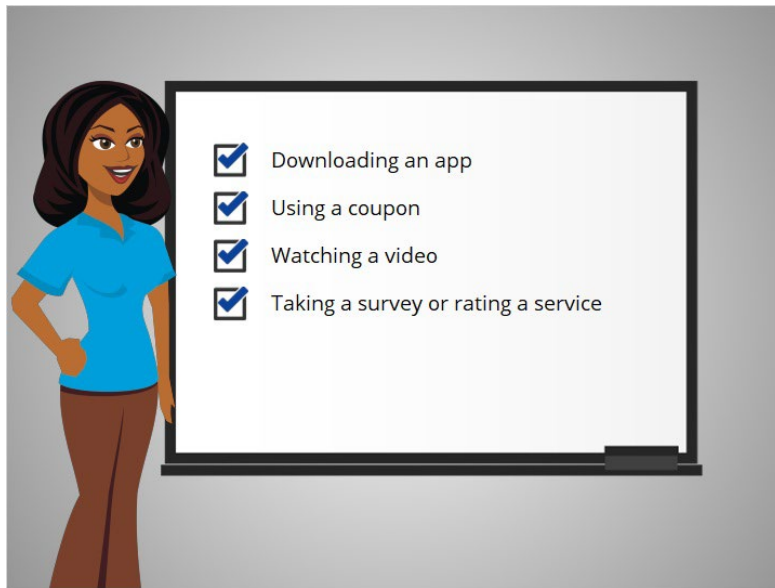
Later, Carl meets a friend for lunch. His friend hands Carl his new business card with a QR code. Carl can just scan it to add the contact information to his phone automatically.




On his way home, Carl needs to run an errand, so he parks in a garage downtown. When it's time to leave the parking lot, he uses the QR code on the parking ticket to pay.



Carl's day has been more efficient with the use of QR codes!



In addition to the QR codes Carl used during his day, QR codes can be used for: downloading an app, using a coupon, watching a video, and taking a survey or rating a service.



You can also receive a QR code via email, text, or an app which you will be asked to scan to show that you pre-paid for a service or event, like a parking spot, plane ticket, membership card, or ticket to a concert.



Carl is amazed that there are so many ways in which you can use QR codes to complete everyday tasks. In our next lesson, Carl will learn the basics of scanning QR codes on his mobile device.